








Pre-Marked "EMERGENCY" Wallplates

Description	Color	Thermoplastic		Material	Metal Catalog Number
		Standard	Mid-Size		
1-Gang, 1-Duplex, paint filled white lettering 	Red	-	PJ8RMEV	Aluminum Brass Brass Plated Chrome S/S 302/304	- - - - SS8MEV
1-Gang, 1-Toggle, paint filled white lettering 	Red	-	PJ1RME	Aluminum Brass Brass Plated Chrome S/S 302/304	- - - - SS1ME
2-Gang, 2 Duplex, paint filled red lettering 				Aluminum Brass Brass Plated Chrome S/S 302/304	- - - - SS82MEV

Note: See page O-30 for Mid-Size wallplate dimensions.
All lettering .25 in. (6.3) high.

Pre-Marked "ISOLATED GROUND" Wallplates

Description	Color	Thermoplastic		Material	Metal Catalog Number
		Standard	Mid-Size		
1-Gang, 1-Duplex, paint filled black 	Orange	P8OIG	-	Aluminum Brass Brass Plated Chrome S/S 302/304 S/S 430	- - - - - -
1-Gang, 1-Decorator, paint filled black 	Orange	P26OIG	-	Aluminum Brass Brass Plated Chrome S/S 302/304 S/S 430	- - - - - -
1-Gang, 1-Single Receptacle 1.40 in. (35.6) Hole for 1.36–1.39 in. (34.5–35.3) Dia. face, paint filled black 	Orange	P7OIG	-	Aluminum Brass Brass Plated Chrome S/S 302/304 S/S 430	- - - - - -
1-Gang, 1-Single Receptacle 1.60 in. (40.6) Hole for 20 and 30A Twist-Lock® with 1.55–1.58 in. (39.4–40.1) Dia. face, paint filled black 	Orange	P720OIG	-	Aluminum Brass Brass Plated Chrome S/S 302/304 S/S 430	- - - - - -

Dimensions in Inches (mm)